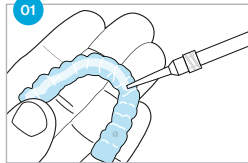




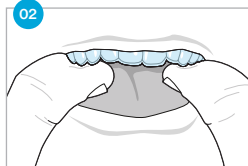
How to use the Invisalign® Professional Whitening System powered by Opalescence™



Preparation

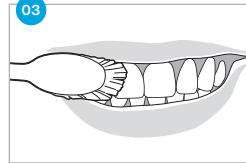
NOTE: It is recommended to not use the Invisalign Professional Whitening System during the first 2 days of a new aligner set to reduce the chance of sensitivity.

1. Load tray by carefully expressing one continuous bead of gel inside the tray, approximately one-quarter to one-third of the height, beginning from the floor of the tray from the cheek side of the tray for all teeth.



Use

1. Insert tray in front of a mirror and watch for any gel displacement out of the tray. If this occurs, remove gel from the tissue using a toothbrush. Do not swallow rinsed gel.
2. Wear Opalescence PF 10% Mint whitening gel 8-10 hours or overnight. Each syringe contains sufficient gel for approximately 3-4 days of treatment. Consult your dental professional for the proper number of treatments for your case.



3. At the completion of treatment time, remove the tray, rinse and brush the gel from the teeth. Do not swallow rinsed gel.



Cleanup

1. Clean the tray with a toothbrush and water after use and store in a clean dry container.

NOTE: If you have any persistent sensitivity or questions regarding this treatment, please consult your dental professional.

Follow all recommendations provided by your dental professional. Results may vary. Contact your dental professional with questions.

For Professional Distribution Only

Ingredients:

Glycerin, Water (Aqua), Xylitol, Urea (Carbamide) Peroxide, Carbomer, PEG-6, Sodium Hydroxide, EDTA, Peppermint Oil (Aroma), Potassium Nitrate, Sodium Fluoride



3 ml Opalescence Tooth Whitening



See Instructions



Keep away from heat/sunlight



Storage Range



Keep out of reach of children

Product Description

Invisalign Professional Whitening System powered by Opalescence is a dentist-controlled, dentist supervised, take-home whitening system, dispensed in syringes. The products are clear, high viscosity, sticky gels, containing carbamide peroxide along with potassium nitrate and sodium fluoride. The gel is a 10% carbamide peroxide concentration (3.6% hydrogen peroxide equivalent). The Invisalign Professional Whitening System powered by Opalescence is intended to be used exclusively with Invisalign clear aligners, Invisalign retainers, Viverra retainers, or Invisalign Whitening Trays. For all products described, carefully read and understand all instructions and SDS information prior to use.

Warnings and Precautions

For the Patient:

- For patients or users with allergy concerns, refer to product allergen document available at www.ultradent.com/resources/product-allergens. If allergic reaction is observed, rinse exposed area thoroughly with water and have the patient consult their physician.
- Avoid direct contact of the active surface of the tooth whitening product with the gums and/or salivary flow.
- Some patients may experience temporary discomfort of the gums, lips, throat, tongue, or teeth. Should any of these symptoms persist or worsen after discontinuing use, or in cases of severe discomfort, call your dental professional.
- Avoid swallowing large amounts of gel. Ingestion of small amounts of gel during use is expected.
- If the product is ingested, drink large amounts of water and contact a physician. If the product is aspirated, seek immediate medical attention.
- Patients with serious health concerns should consult their primary care provider prior to treatment.
- Teeth can re-stain over time. Do touch up teeth whitening treatments, as necessary.
- Avoid contact with eyes. If contact occurs, rinse immediately.
- Read and understand all instructions. Use only with Invisalign clear aligners, Invisalign retainers, Viverra retainers, or Invisalign whitening trays. Administer appropriate treatment regime to maintain optimal patient comfort.
- Invisalign Professional Whitening System powered by Opalescence is supplied in preloaded 3ml syringes. Material is NOT to be injected into the body, and patients should be instructed to dispose of syringes when empty.
- If more than a mild gingival or tooth discomfort is experienced (such as excessive temperature sensitivity), remove tray, discontinue treatment, and make an appointment to your dental professional.
- Some amalgam fillings may leave a dark purple color in your whitening tray; this is normal.
- If you have any questions regarding this product, please consult your dental professional.
- Pregnant or nursing women should not use teeth whitening products.
- Do not eat, drink, or use tobacco products while whitening trays are in place.
- Use only included tips.
- Dispose of tips and syringe according to local regulations.

For the Dental Professional:

- Avoid treatment if patient may swallow or aspirate tray.
- For patients with known tooth sensitivity, pre-op and post-op treatment with a desensitizing gel, sensitivity relief toothpaste, and/or fluoride varnish is recommended.
- Restorative materials will not whiten. We recommend whitening discolored teeth before restorative procedures.
- Wait at least 7-10 days after whitening procedures before placing adhesive restorations.
- To prevent additional irritation, gingival and general oral health should be evaluated prior to initiating treatment.
- Etching enamel or prophy paste polishing before any whitening procedure is not recommended and does not potentiate the whitening process but can cause sensitivity.
- Hypocalcified areas (white spot lesions), which may not be visible to the naked eye, will whiten faster, thereby becoming more obvious during whitening. Continue whitening treatment until the unaffected tooth surface blends. Re-evaluate two weeks after whitening treatment when tooth color has stabilized.
- Restorations should be adequately sealed, and all exposed sensitive dentin should be covered. If a history of sensitivity exists, treat with appropriate restoration or blocking agent such as dentin bonding or temporarily with dentin sealant agent or fluoride varnish.
- Monitor patients' whitening progress to prevent whitening beyond the desired level of whitening or degree of translucency.
- Understand each patient's expectations before beginning treatment. Inform patients that existing crowns, tooth-colored fillings, etc., do not whiten. Also, for a small percentage of the population, their teeth will not appreciably whiten.

Report any serious incident to the manufacturer and the competent authority.

For an SDS of this product, please see www.ultradent.com

Invisalign is a trademark of Align Technologies, Inc.

Opalescence is a trademark of Ultradent Products, Inc.

© 2021 All rights reserved.

AW0002438 Rev A



Manufactured by Ultradent Products, Inc. 505 West Ultradent Drive, South Jordan, Utah 84095
Distributed by Align Technology, Inc. 2820 Orchard Parkway, San Jose, California 95134
Made in the USA from U.S. and globally sourced materials. 1010383AR01 082421